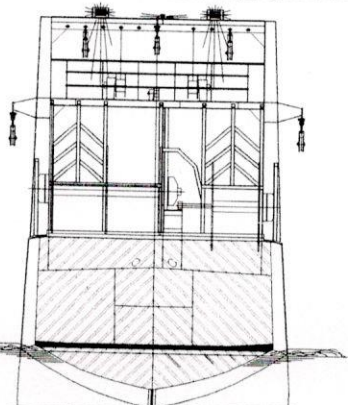
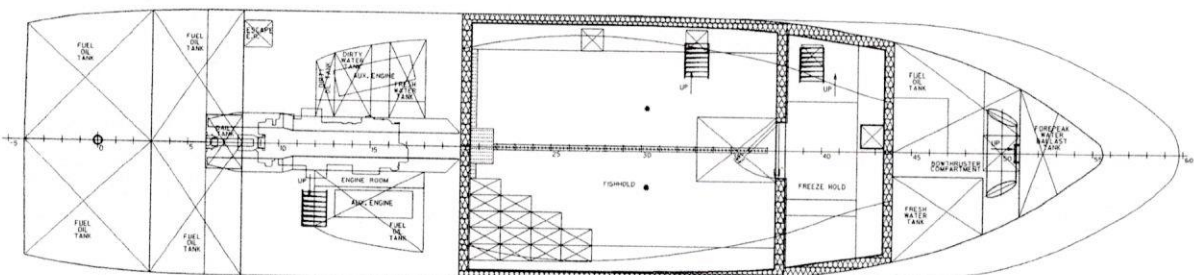
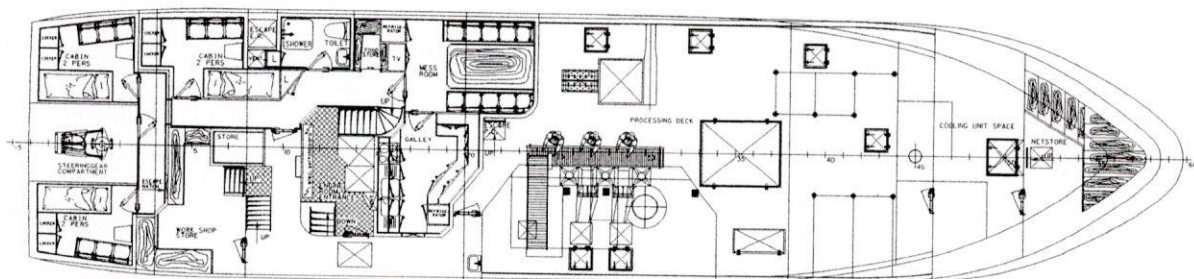
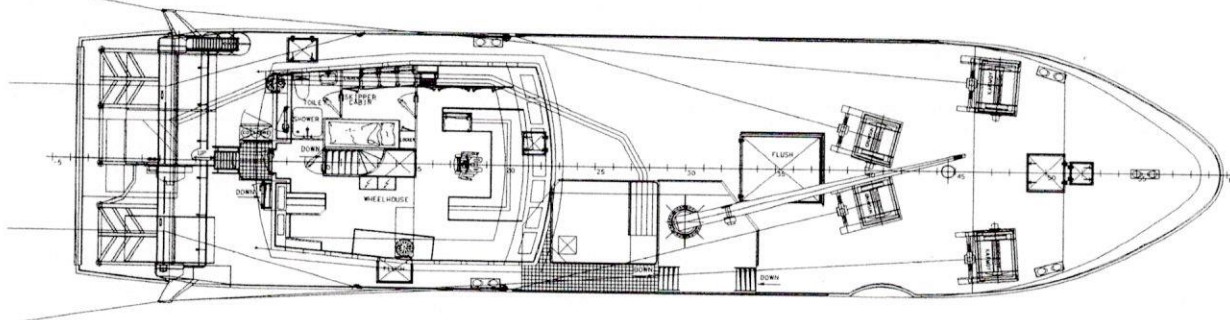
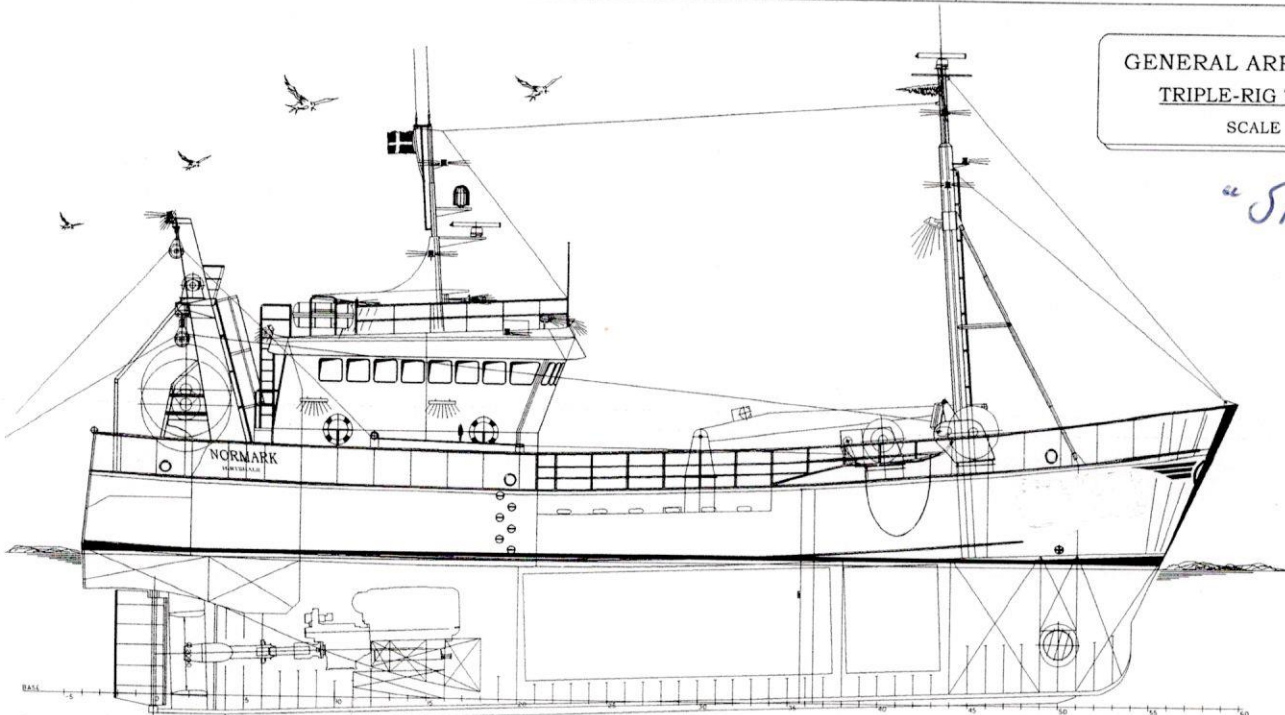


GENERAL ARRANGEMENT
TRIPLE-RIG TRAWLER
SCALE 1:50

"SKUDE"



PRINCIPAL DIMENSIONS
 LENGTH O.A. = 32.00 M
 LENGTH L. = 27.00 M
 BREADTH = 7.30 M
 DEPTH MAIN DECK = 3.75 M
 DEPTH SHELTERDECK = 5.90 M
 FRAME SPACING = 500 mm

1. SEVERAL CONNECTIONS AS BUILT	NO. 10	P. 17
2. CONNECTION AFTER REPAIRS OWNED	NO. 10	P. 18
3. CONNECTION AFTER REPAIRS OWNED	NO. 10	P. 18
4. CONNECTION AFTER REPAIRS OWNED	NO. 10	P. 18
5. CONNECTION	NO. 10	P. 18
6. CONNECTION	NO. 10	P. 18
7. CONNECTION	NO. 10	P. 18
8. CONNECTION	NO. 10	P. 18
9. CONNECTION	NO. 10	P. 18
10. CONNECTION	NO. 10	P. 18
SCHIPPENBOUWKUNST BUREAU HERMAN JANSEN B.V. MONNICKENDAM - HOLLAND GENERAL ARRANGEMENT		
NO. 27	SCALE 1:50	
DATE	DRAWING NO.	
DESIGNED BY	DESIGNED BY	
DRAWING NO.	DATE	
COPYRIGHT SCHIPPENBOUWKUNST BUREAU HERMAN JANSEN B.V. ROTTERDAM		